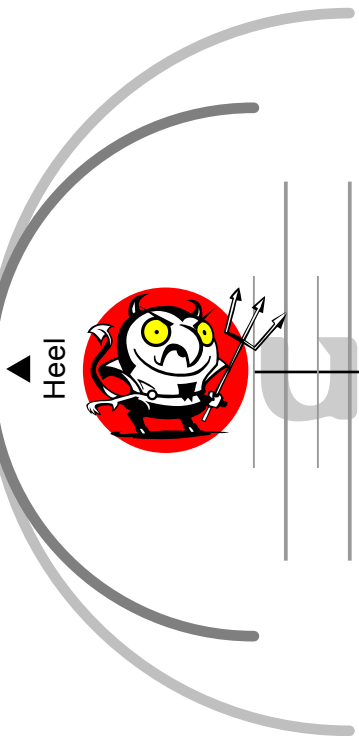


# u.s. womens measuring machine

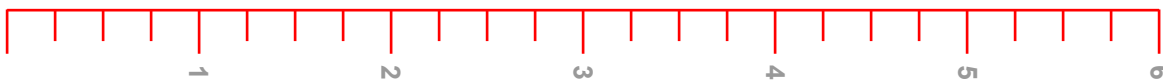
Simply print 2 copies of this page, fold and tape the 2 dark lines together, place either heel in the arches against a wall and count off the long lines to find out your shoe size. (short lines = half sizes).

**customatix.com**  
shoes designed by you

Fold up and place against wall!



inches



centimeters



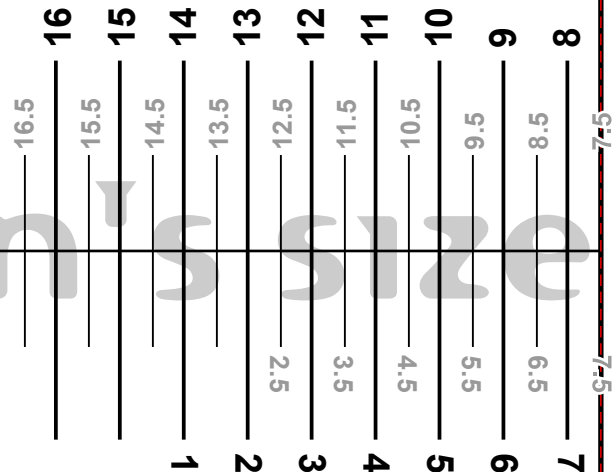
Measure the ruler guides below or place a credit card in the box around this text to see if the printout is too short or long.

If it is, **check your printer settings to make sure that it is NOT set to "fit to page."** Best results will be achieved if you place this on a hard surface not a carpet.

Place Credit Card on this box to check print out size

Fold and tape here!

Fold and tape here!




# u.s. mens measuring machine

Simply print 2 copies of this page, fold and tape the 2 dark lines together, place either heel in the arches against a wall and count off the long lines to find out your shoe size. (short lines = half sizes).

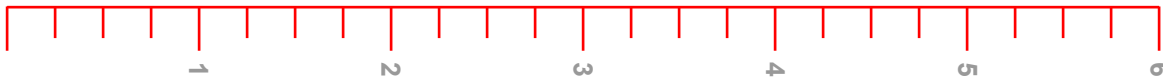
**customatix.com**  
shoes designed by you

Fold up and place against wall!



Heel

inches



centimeters



Measure the ruler guides below or place a credit card in the box around this text to see if the printout is too short or long.

If it is, **check your printer settings to make sure that it is NOT set to "fit to page."** Best results will be achieved if you place this on a hard surface not a carpet.

Place Credit Card on this box to check print out size

Fold and tape here!

Fold and tape here!

